

Team Starter

A concept to build strongly connected teams

Get a team of 8-16 people connected and up to speed in a week, 32 in two weeks, 40 in three weeks — while always staying within productive group sizes of 4-8 people. Build a healthy team of 100 people with just one hierarchy level within 6 weeks.

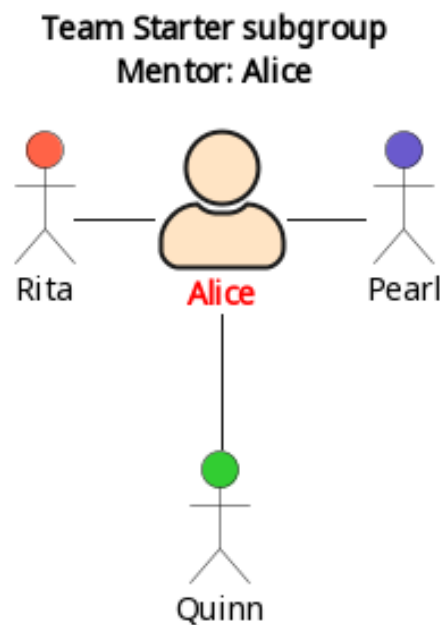
Note that only the 8-16 structure is built on experiments, with a subgroup limit of 3 instead of 4. The others are theoretical considerations which will need to be adapted to the challenges of large operations.

Contents

1 Principles for healthy teams	1
2 Up to 8 people (one session)	3
3 8-16 people (4 sessions)	3
3.1 First step: 6 volunteers (1 session)	3
3.2 Second step: 4 subgroups (3 sessions)	4
4 12 to 24 people (6 sessions)	7
4.1 First step: 7 volunteers (1 session)	7
4.2 Second step: 6 subgroups (5 sessions)	7
5 16 to 32 people (8 sessions)	8
6 20 to 40 people (15 sessions = 3 weeks)	8
6.1 Step 1: train 4 to to 8 people (1 session)	8
6.2 Step 2: train at least 12 people (5 sessions)	8
6.3 Step 3: train 20 to 40 people (9 sessions)	9
7 Start an organization of 77 to 193 people as connected group (23 sessions)	9
8 Start an organization of 350 people as connected group (37 sessions)	11
9 Conclusions	11

1 Principles for healthy teams

- Groups of more than 8 people are not efficient at structured communication, so individual groups should have at most 8 people.^{1, 2}
- Every team member should have worked with every other person at least once.
- Stable subgroups have a mentor-trainee structure: One more experienced person with up to three beginners.

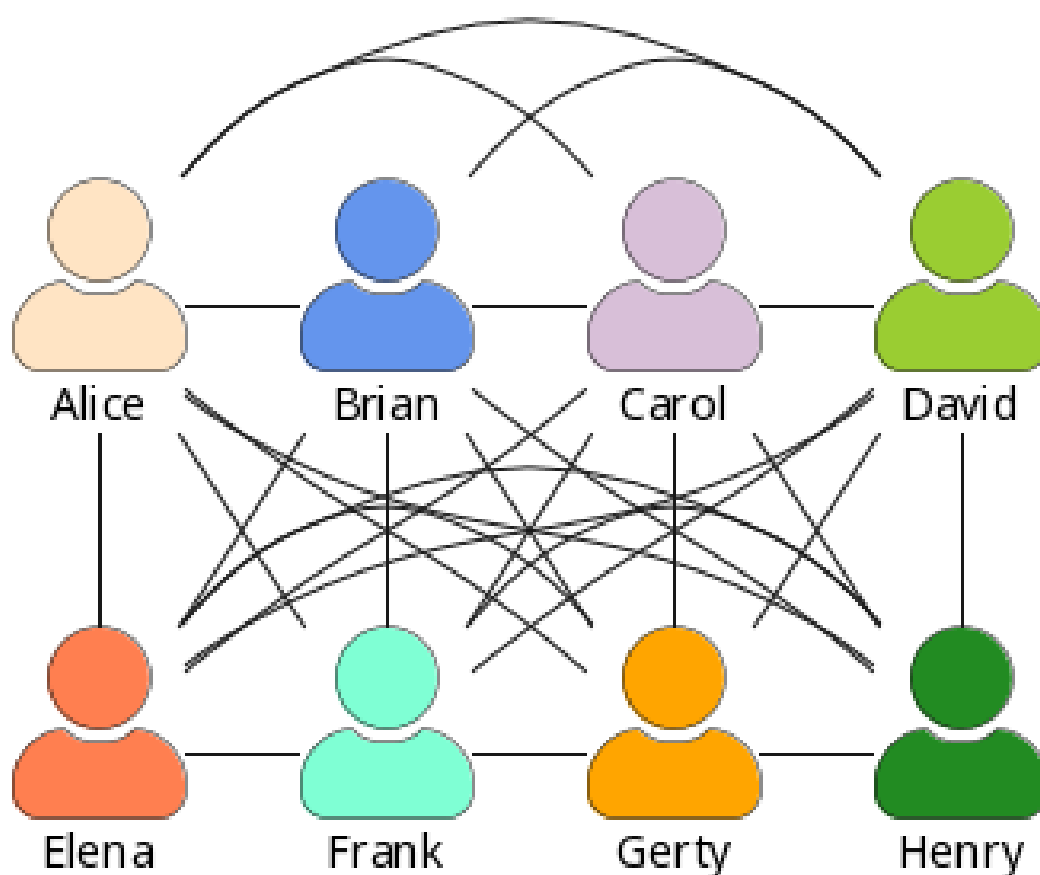


¹The number 7 stems from George A. Miller (1956), [The Magical Number Seven, Plus or Minus Two: Some Limits on our Capacity for Processing Information](#), published in *Psychological Review*, 63, 81-97.

²Teams of 3-8 people are significantly more efficient than teams with 9 or more members. And Teams with 3-6 people are more efficient than teams of 7 to 10 people, so try sticking to lower group sizes if time allows. See Susan A. Wheelan, 2009: [Group Size, Group Development, and Group Productivity](#).

2 Up to 8 people (one session)

Small teams of up to eight people simply train together. They all know each other.



3 8-16 people (4 sessions)

In larger teams the communication overhead would grow too large when all members are working in one group. With 8-16 people the training is done in two steps. In the first step, 6 volunteers do one session together. These volunteers become mentors for the others. In the second step, the team is split into 4 subgroups with 2 to 4 people, each with at least one of the volunteers from the first step (in addition to 1-2 beginners).³

3.1 First step: 6 volunteers (1 session)

As first step, call for 6 volunteers. They do one session together where they learn the basics of the task for which you are building the team, as well as how to do the training.

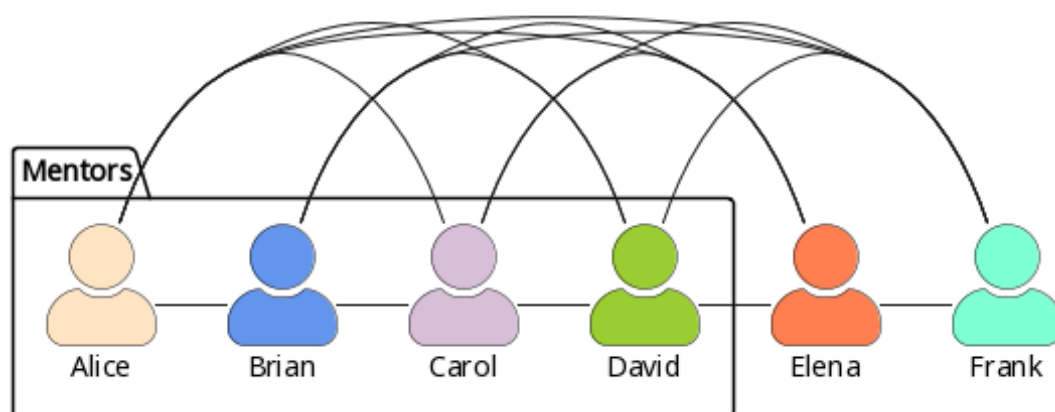
³This structure was devised originally for scaling roleplaying weekends from 6 to 12 people while still ensuring that everyone played with everyone else at least once.

At least 4 of the 6 volunteers will become mentors in the next step.

If you have 10 or more people to train (including the volunteers), up to two volunteers can decide to get working instantly instead of taking part in further training. For example they can prepare the infrastructure for the others.

For this example, we'll call the volunteers Alice, Brian, Carol, David, Elena, and Frank.

Team Starter, 8-16 people, step 1: training mentors



Alice, Brian, Carol, and David decide to become mentors while Elena and Frank may start to work at once, if there are at least 4 additional people. Otherwise they are needed in the next steps.

3.2 Second step: 4 subgroups (3 sessions)

In the second step, the team is split in four subgroups. In each of the next 3 sessions, the four groups are joined in different ways into two larger groups, ensuring that each group worked with each other group after 3 sessions.

Let's call the groups A, B, C and D, by the name of the mentor.

Now three sessions with separate subtopics are done by two groups each. A group is formed from two subgroups:

1. AB and CD
2. AC and BD
3. AD and BC

Each of the sessions for each group is organized by one of the mentors, with the overall trainer providing materials and support.

For example the two groups in session 1 could be organized by the mentor from subgroup A and by the mentor from subgroup C. For session 2 the mentor from A and the mentor

from B could organize. And in session 3 organization could be done by the mentor from D and the mentor from C.

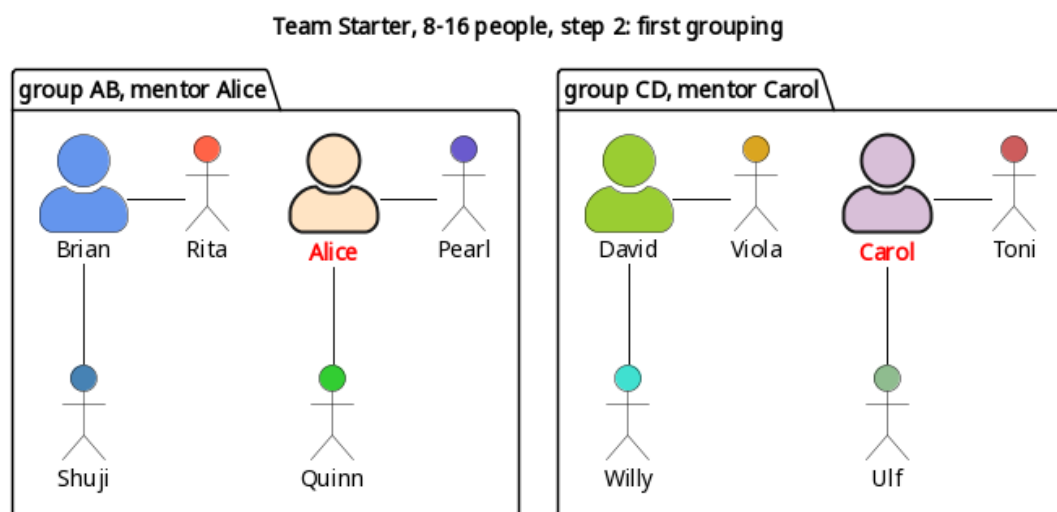
1. **A** B and **C** D
2. **A** C and **B** D
3. **A** **D** and B **C**

After these three sessions, **every person worked with every other person at least once**, and each of the four subgroups stayed together during all of the second step. And within each subgroup, there's a mentor-trainee structure, since one person in each subgroup already got the training in the first step.

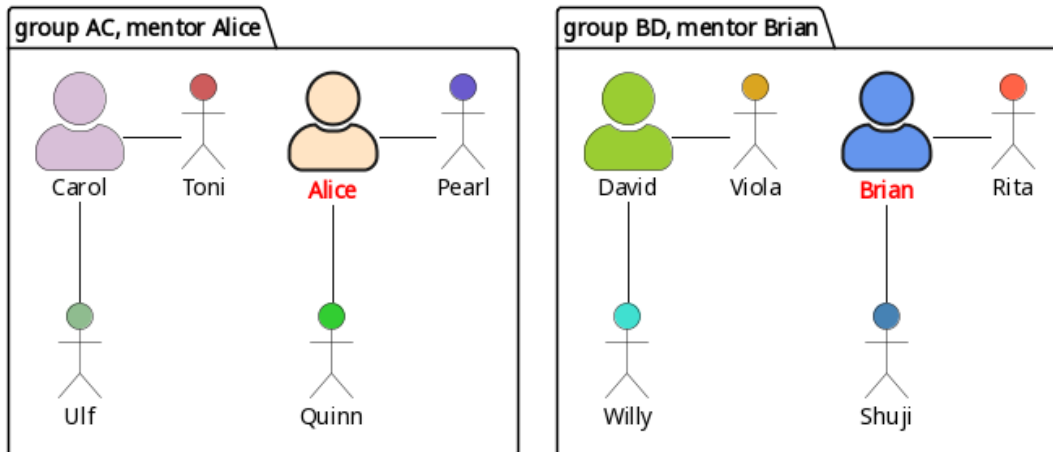
The mentors solidify their knowledge in the sessions they run by teaching part of what they learned before.

If during your training non-mentors want to switch subgroups, just add them to the other group. Only exchange in both directions if one of the subgroups would have only one the mentor left. If you have only three mentors, you can have one group without mentor (in that case let Alice be mentor in the last step, too).

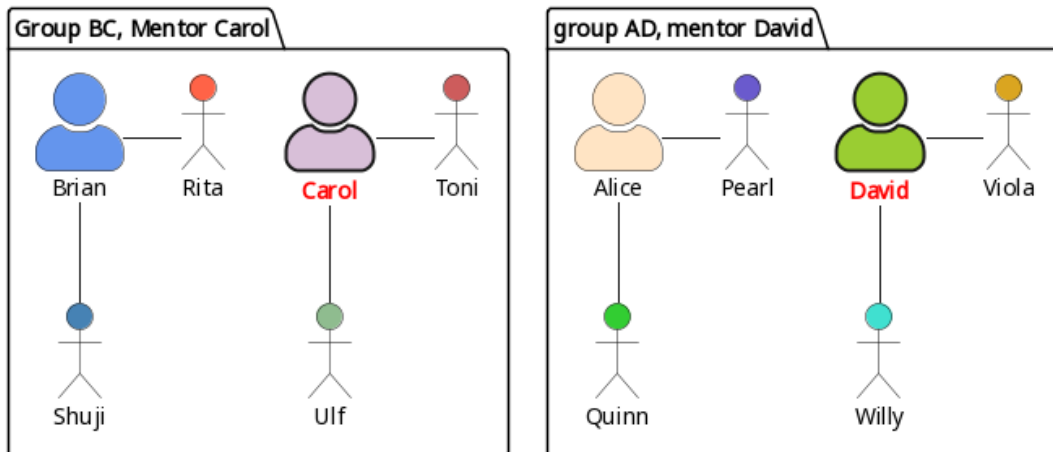
Best avoid showing people their group. Instead always assign by their names along with the mentor who runs the merged group to avoid fostering competition during the training.



Team Starter, 8-16 people, step 3: second grouping



Team Starter, 8-16 people, step 4: last grouping



4 12 to 24 people (6 sessions)

As with 8-16 people the training is run in two steps. In the first step, 8 volunteers do one session together. These volunteers become mentors for the others. In the second step, the team is split into 6 subgroups with 2 to 4 people, each with at least one of the volunteers from the first step (in addition to 1-2 beginners). One of the groups can work without mentor, because the groups will be combined.

4.1 First step: 7 volunteers (1 session)

As first step, call for 7 volunteers. They do one session together where they learn the basics of the task for which you are building the team, as well as how to do the training.

At least 3 of the 7 volunteers **must** become mentors in the next step, ideally 6 should become trainers.

If you have 14 or more people to train (including the volunteers), up to two people can decide to get working instantly instead of taking part in further training. For example they can prepare the infrastructure for the others.

4.2 Second step: 6 subgroups (5 sessions)

In the second step, the team is split in 6 subgroups. In each of the next 5 sessions, the 6 groups are joined in different ways into 3 larger groups, ensuring that each group worked with each other group after 5 sessions.

This step **requires** at least 3 mentors from the first step. It **should** have 6 mentors.

Let's call them A, B, C, D, E and F. The mentors are assigned to the groups in the order A,C,E,B,D,F. If there are 4 or less mentors, one group in step 2 will be run by the trainer. If there are only 3 mentors, step 3 and 4 will both also have one group run by the trainer (marked **highlighted**).

This works just like the training for 8-16 people, but with the grouping shown below. The groups in bold may have to be run by the trainer.

1. AB, CD, EF
2. AC, BE, **DF** (*needs trainer with 4 mentors*)
3. AD, **BF**, CE (*needs trainer with 3 mentors*)
4. AE, **BD**, CF (*needs trainer with 3 mentors*)
5. AF, BC, DE

5 16 to 32 people (8 sessions)

This training works like the 12 to 24 people step, but if there are 6 or less mentors, some steps will need the trainer to run one of the groups.

- Step 1 will be the same as for 12 to 24 people, but with **7 volunteers**.
- Step 2 **must** get at least 4 mentors, it **should** get 7.

Assign the mentors in order A,C,E,G,B,D,F,H.

1. AB, CD, EF, GH
2. AC, BE, DG, **FH** (*needs trainer with 6 mentors*)
3. AD, **BF**, CG, EH (*needs trainer with 4 mentors*)
4. AE, BC, **DH**, FG (*needs trainer with 5 mentors*)
5. AF, **BD**, CH, EG (*needs trainer with 4 mentors*)
6. AG, **BH**, CF, DE (*needs trainer with 4 mentors*)
7. AH, BG, CE, **DF** (*needs trainer with 5 mentors*)

6 20 to 40 people (15 sessions = 3 weeks)

Training up to 40 people so everyone worked with everyone else in the group takes three steps.

6.1 Step 1: train 4 to to 8 people (1 session)

See **Up to 8 people**. At least 3 of these **must** become mentors for the next step. To avoid requiring trainer-run sessions, at least 5 of these **should** become mentors (up to 6).

6.2 Step 2: train at least 12 people (5 sessions)

See **12 to 24 people**. At least 7 of these **must** become mentors for the next step. To avoid requiring trainer-run sessions, at least 9 **should** become mentors (up to 10).

This step **can** be done with 8 to 16 people and only 3 sessions instead (see **8-16 people**), but might then require making all participants mentors.

6.3 Step 3: train 20 to 40 people (9 sessions)

This works like **16 to 32 people** but mentors are assigned to groups in the order A,C,E,G,I,B,D,F,H,J. It **requires** at least 7 mentors. The groupings are as follows:

1. AB, CD, EF, GH, IJ
2. AC, BE, DF, GI, **HJ** (*needs trainer with 8 mentors*)
3. AD, BF, CD, GJ, HI
4. AE, BG, CJ, DH, FI
5. AF, BH, CI, DG, EJ
6. AG, BI, CH, DE, **FJ** (*needs trainer with 7 mentors*)
7. AH, BJ, CF, DI, EG
8. AI, BC, DJ, EH, FG
9. AJ, BD, CG, EI, **FH** (*needs trainer with 7 mentors*)

7 Start an organization of 77 to 193 people as connected group (23 sessions)

Putting all of these together, you can go one step further and start an organization which is as well-connected as possible with the least possible resources and time.

1. Train **5 to 8** people. At least 4 of these become mentors for the next step. 1 to 4 people can **start working** right away and prepare the workplace for others. See **Up to 8 people (1 session)**.
2. Train **16 to 32** people. See **16 to 32 people**. 15 of these will split in **3 sub-groups** (5 people each)⁴ and act as mentors for the next step. These must be able to work without a trainer. 1 to 17 people can join the 1 to 4 from step 1 in preparing the workplace (7 sessions).
3. Train **3 to 8** people (at least 1 person per sub-group) to be able to act as trainer (1 session). All of them take part in the next step.
4. Train **three sub-groups of 12 to 24** people each. See **12 to 24 people**. From each group at least 7 mentors and one trainer will be needed for the next step. 5 to 17 people per sub-group can start preparing the sub-group workplace (5 sessions).
5. Train **three sub-groups of 20 to 40** people. See **20 to 40 people** (9 sessions).

⁴The groups need 5 mentors instead of the 3 from **12 to 24 people**, because there will not be a trainer.

At this point you have an organization of 77 to 193 people with an administration group whose members have all worked with at least one person from every group.

After step 2 there are 1 to 9 people who already work and who know all the mentors for the subgroups. If these take over organizatorial duties, every sub-group will have members who know the organizatorial group.

If you take one day per session, this training will take about **6 weeks**.

If you split each of the sub-groups around 6 workgroups with 5 members each, so each group can work well and grow or shrink by 30% if needed, and split people who started the initial preparation into an administrative and an infrastructure group, you'll have a structure which looks similar to the Diagram Figure 1.

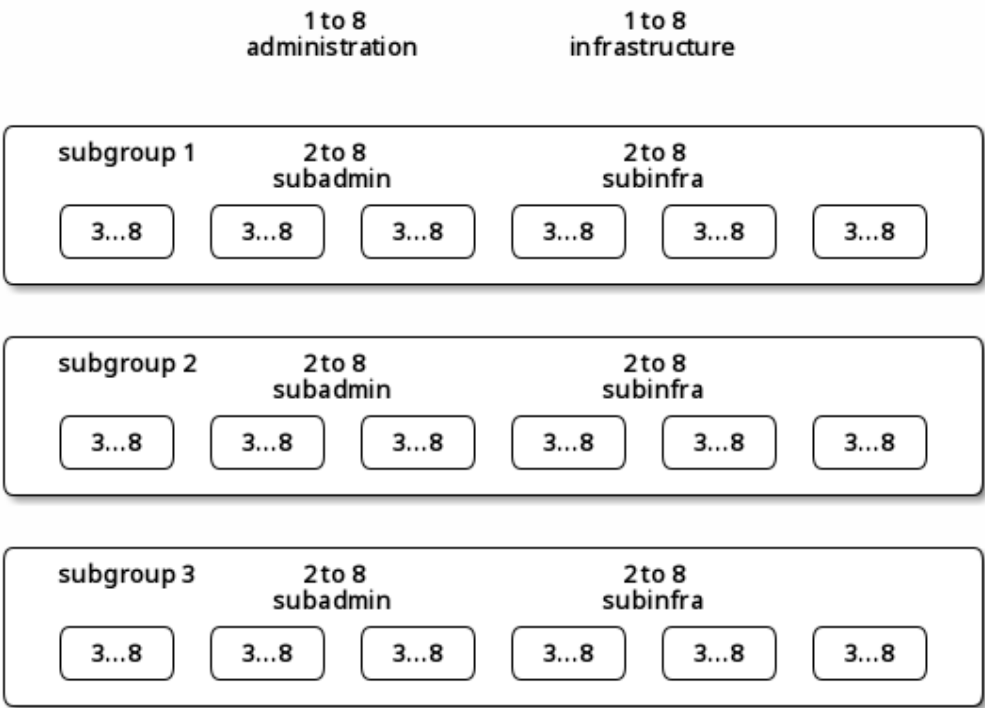


Figure 1: Organizational structure for 77 to 193 people with one hierarchy level.

8 Start an organization of 350 people as connected group (37 sessions)

To scale this higher, you can continue after the last step of **77 to 193 people**.

1. 15 people in each of the **three sub-groups** split again into **three sub-sub-groups each** (5 people each) and act as mentors for the next step. These must be able to work without a trainer. **5 to 15** people can prepare a secondary administration tier.
2. Train **three times three sub-sub-groups of 12 to 24** people. See **12 to 24 people** (5 sessions).

Now there are 140 to 364 people in three levels.

You can still roughly double the size by having 5 to 11 people from each of the sub-sub groups train **three times three sub-sub-groups of 20 to 40** people. See **20 to 40 people** (9 sessions).

9 Conclusions

This article provides the tools to build strongly connected teams of up to 40 people — teams where everyone has worked with everyone else while group sizes never increased beyond seven.

In **77 to 193 people** and **350 people** the article provides additional tools to build larger groups by using organization groups (administration and infrastructure) as centralized connection between the subgroups.